

# TCI

## Optical Products

### Catalogue 2009



URL: [WWW.TCIOPTICAL.COM](http://WWW.TCIOPTICAL.COM)

300 Detroit Avenue Suite "D" • Monroe • Michigan 48162 • USA  
Phone (734) 243 9900 • Fax (734) 243 2982 • Email: [sales@tcioptical.com](mailto:sales@tcioptical.com)

## EDGING WHEELS

- 1 -

### AIT

<u>MODEL</u>	<u>PART #</u>	<u>TYPE</u>	<u>SIZE</u>	<u>APPLICATION</u>
<b>MARK V</b>				
	DTAMV1016010	FINISH	16MM	ANY MATERIAL
	DTAMV1116010	ROUGH	16MM	ANY MATERIAL
	DTAMV1116020	ROUGH - BRAZED	16MM	PLASTIC, POLY, HI-INDEX ONLY
<b>MARK V DELUXE</b>				
	DTAMD1021010	FINISH	21MM	ANY MATERIAL
	DTAMD1121010	ROUGH	21MM	ANY MATERIAL
	DTAMD1121020	ROUGH - BRAZED	21MM	PLASTIC, POLY, HI-INDEX ONLY
<b>MAXIMA</b>				
	DTAMM1016010	FINISH	16MM	ANY MATERIAL
	DTAMM1116010	ROUGH	16MM	ANY MATERIAL
	DTAMM1119020	ROUGH - BRAZED	19MM	PLASTIC, POLY, HI-INDEX ONLY
	DTAMM1119020T	ROUGH - BRAZED	19MM	TRIVEX
	DTAMM1216010	POLISH	16MM	PLASTIC, POLY, HI-INDEX ONLY
<b>GRANDE MARK</b>				
	DTAGM1021010	FINISH	21MM	ANY MATERIAL
	DTAGM1121010	ROUGH	21MM	ANY MATERIAL
	DTAGM1121020	ROUGH - BRAZED	24MM	PLASTIC, POLY, HI-INDEX ONLY
<b>OPTIMAX 210, 230, 405, 410</b>				
	DTOV1017.5010	FINISH	17.5MM	ANY MATERIAL
	DTOV1117.5010	ROUGH	17.5MM	ANY MATERIAL
	DTOV1217.5010	POLISH	17.5MM	PLASTIC, POLY, HI-INDEX ONLY

### WECO

**MODELS 88 - 461 - 467 - 486 - 440 - 480 - 486 - 2440 - 2467 - CNC90 - EDGE 230**

**EDGE 450 - EDGE 430 - C-91 - 12SC**

<u>PART #</u>	<u>TYPE</u>	<u>SIZE</u>	<u>APPLICATION</u>
DTW1016010	FINISH	16MM	ANY MATERIAL
DTW1018010	FINISH	18MM	ANY MATERIAL
DTW1020010	FINISH	20MM	ANY MATERIAL
DTW1022010	FINISH	22MM	ANY MATERIAL
DTW1025010	FINISH	25MM	ANY MATERIAL
DTW1116010	ROUGH	16MM	ANY MATERIAL
DTW1118010	ROUGH	18MM	ANY MATERIAL
DTW1120010	ROUGH	20MM	ANY MATERIAL
DTW1122020C	ROUGH	22MM	CRIBBING
DTW1116020	ROUGH - BRAZED	16MM	PLASTIC, POLY, HI-INDEX ONLY
DTW1118020	ROUGH - BRAZED	18MM	PLASTIC, POLY, HI-INDEX ONLY
DTW1120020	ROUGH - BRAZED	20MM	PLASTIC, POLY, HI-INDEX ONLY
DTW1116020T	ROUGH - BRAZED	16MM	TRIVEX
DTW1118020T	ROUGH - BRAZED	18MM	TRIVEX
DTW1120020T	ROUGH - BRAZED	20MM	TRIVEX
DTW1122020T	ROUGH - BRAZED	22MM	TRIVEX
DTW1216010	POLISH	16MM	PLASTIC, POLY, HI-INDEX ONLY
DTW1218010	POLISH	18MM	PLASTIC, POLY, HI-INDEX ONLY

## EDGING WHEELS

- 2 -

### BRIOT

<u>MODEL</u>	<u>PART #</u>	<u>TYPE</u>	<u>SIZE</u>	<u>APPLICATION</u>
<b>ACCURA</b>				
	DTB1018010	FINISH	18MM	ANY MATERIAL
	DTB1116010	ROUGH	16MM	ANY MATERIAL
	DTB1120020	ROUGH - BRAZED	20MM	PLASTIC, POLY, HI-INDEX ONLY
	DTB1120020T	ROUGH - BRAZED	20MM	<b>TRIVEX</b>
	DTB1122010	POLISH	18MM	PLASTIC, POLY, HI-INDEX ONLY
<b>4000-5000-6000</b>				
	DTB1012010	FINISH	12MM	PLASTIC, POLY, HI-INDEX ONLY
	DTB1022010	FINISH	22MM	ANY MATERIAL
	DTB1115010	ROUGH	15MM	ANY MATERIAL
	DTB1122010	ROUGH	22MM	ANY MATERIAL
	DTB1115020	ROUGH - BRAZED	15MM	PLASTIC, POLY, HI-INDEX ONLY
	DTB1118020	ROUGH - BRAZED	18MM	PLASTIC, POLY, HI-INDEX ONLY
	DTB1121020	ROUGH - BRAZED	21MM	PLASTIC, POLY, HI-INDEX ONLY

### ESSILOR/GERBER COBURN

<u>MODEL</u>	<u>PART #</u>	<u>TYPE</u>	<u>SIZE</u>	<u>APPLICATION</u>
<b>ALPHA, GAMMA, TRIUMPH, DELTA, KAPPA, PROFILE, SPARTAN, TRIDENT, COMPASS</b>				
	DTE1022010	4 ANGLE FINISH	22MM	ANY MATERIAL
	DTE1015019	V -RIMLESS	15MM	ANY MATERIAL
	DTE1022019	V -RIMLESS	22MM	ANY MATERIAL
	DTE1115010	ROUGH	15MM	ANY MATERIAL
	DTE1122010	ROUGH	22MM	ANY MATERIAL
	DTE1115020	ROUGH - BRAZED	15MM	PLASTIC, POLY, HI-INDEX ONLY
	DTE1122020	ROUGH - BRAZED	22MM	PLASTIC, POLY, HI-INDEX ONLY
	DTE1115020T	ROUGH - BRAZED	15MM	<b>TRIVEX</b>
	DTE1122020T	ROUGH - BRAZED	22MM	<b>TRIVEX</b>
	DTE1222020	POLISH	22MM	PLASTIC, POLY, HI-INDEX ONLY
	DTE1215020	POLISH	15MM	PLASTIC, POLY, HI-INDEX ONLY

### INDO/GERBER

<u>MODEL</u>	<u>PART #</u>	<u>TYPE</u>	<u>SIZE</u>	<u>APPLICATION</u>
<b>PROFESSIONAL &amp; ELITE</b>				
	DTG1017010	FINISH	17MM	ANY MATERIAL
	DTG1019010	FINISH	19MM	ANY MATERIAL
	DTG1021010	FINISH	21MM	ANY MATERIAL
	DTG1117010	ROUGH	17MM	ANY MATERIAL
	DTG1119010	ROUGH	19MM	ANY MATERIAL
	DTG1121010	ROUGH	21MM	ANY MATERIAL
	DTG1117020	ROUGH - BRAZED	17MM	PLASTIC, POLY, HI-INDEX ONLY
	DTG11190120	ROUGH - BRAZED	19MM	PLASTIC, POLY, HI-INDEX ONLY
	DTG1121020	ROUGH - BRAZED	21MM	PLASTIC, POLY, HI-INDEX ONLY
	DTG1219010	POLISH	19 MM	PLASTIC, POLY, HI-INDEX ONLY
	DTG1221010	POLISH	21MM	PLASTIC, POLY, HI-INDEX ONLY

# EDGING WHEELS

- 3 -

## DIMELP-EDGEMASTER

<u>MODEL</u>	<u>PART #</u>	<u>TYPE</u>	<u>SIZE</u>	<u>APPLICATION</u>
<b>EDGEMASTER II</b>				
	DTEM1019010	FINISH	19MM	ANY MATERIAL
	DTEM1119010	ROUGH	19MM	ANY MATERIAL
	DTEM1119020	ROUGH - BRAZED	19MM	PLASTIC, POLY, HI-INDEX ONLY
<b>EDGEMASTER 2000</b>				
	DTEM1016010	FINISH	16MM	ANY MATERIAL
	DTEM1116010	ROUGH	16MM	ANY MATERIAL
	DTEM1116020	ROUGH - BRAZED	16MM	PLASTIC, POLY, HI-INDEX ONLY

## NIDEK

### **LE-9000LX, LE-7070**

<u>PART #</u>	<u>TYPE</u>	<u>SIZE</u>	<u>APPLICATION</u>
DTN1017.5010	FINISH	17.5MM	ANY MATERIAL
DTN1022.5010	FINISH	22.5MM	ANY MATERIAL
DTN1117010	ROUGH	17MM	ANY MATERIAL
DTN1117.5020	ROUGH - BRAZED	17.5MM	PLASTIC, POLY, HI-INDEX ONLY
DTN1122020	ROUGH - BRAZED	22MM	PLASTIC, POLY, HI-INDEX ONLY
DTN1117.5020T	ROUGH - BRAZED	17.5MM	TRIVEX
DTN1122020T	ROUGH - BRAZED	22MM	TRIVEX
DTN1217010	POLISH	17MM	PLASTIC, POLY, HI-INDEX ONLY

### **SE 9090**

<u>PART #</u>	<u>TYPE</u>	<u>SIZE</u>	<u>APPLICATION</u>
DTNS1018010	FINISH	18MM	ANY MATERIAL
DTNS1122020	ROUGH - BRAZED	22MM	PLASTIC, POLY, HI-INDEX ONLY
DTNS1122020T	ROUGH - BRAZED	22MM	TRIVEX
DTNS1218010	POLISH	18MM	PLASTIC, POLY, HI-INDEX ONLY

## TAKUBOMATIC

### **600M**

<u>PART #</u>	<u>TYPE</u>	<u>SIZE</u>	<u>APPLICATION</u>
DTT1022010	FINISH	22MM	ANY MATERIAL
DTT1116010	ROUGH	16MM	ANY MATERIAL
DTT1118020	ROUGH - BRAZED	18MM	PLASTIC, POLY, HI-INDEX ONLY
DTT1118020T	ROUGH - BRAZED	18MM	TRIVEX

## NATIONAL OPTRONICS

### **HORIZON II**

<u>PART #</u>	<u>TYPE</u>	<u>SIZE</u>	<u>APPLICATION</u>
DTNO32CARB	CARBIDE CUTTER	32MM	PLASTIC, POLY, HI-INDEX ONLY

### **HORIZON III**

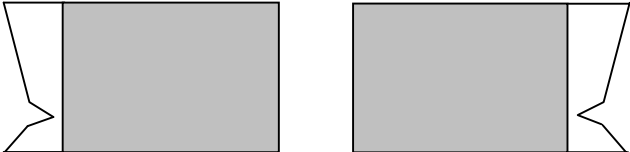
<u>PART #</u>	<u>TYPE</u>	<u>SIZE</u>	<u>APPLICATION</u>
DTNO25PCD	PCD DIAMOND	25 MM	PLASTIC, POLY, HI-INDEX ONLY
DTNO25CARB	CARBIDE CUTTER	25MM	PLASTIC, POLY, HI-INDEX ONLY

### **6E**

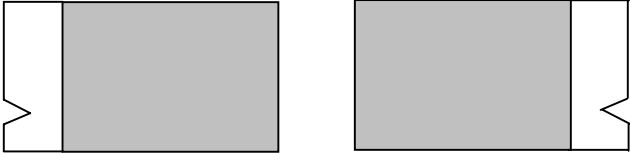
<u>PART #</u>	<u>TYPE</u>	<u>SIZE</u>	<u>APPLICATION</u>
DT6E25PCD	PCD DIAMOND	25MM	PLASTIC, POLY, HI-INDEX ONLY
DT6E25CARB	CARBIDE CUTTER	25MM	PLASTIC, POLY, HI-INDEX ONLY
DT6E1215010	POLISH	15MM	PLASTIC, POLY, HI-INDEX ONLY
DT6E1218010	POLISH W/SAFETY	18MM	PLASTIC, POLY, HI-INDEX ONLY

**Finish Wheel Shapes**

**1.**

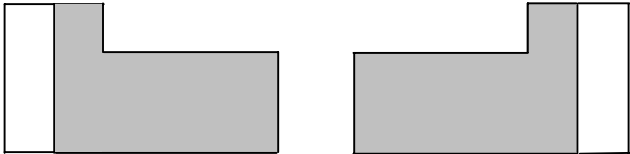


**2.**

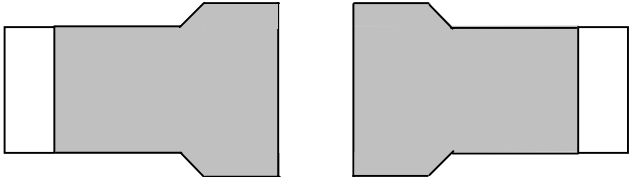


**Roughing Wheel Shapes**

**1.**

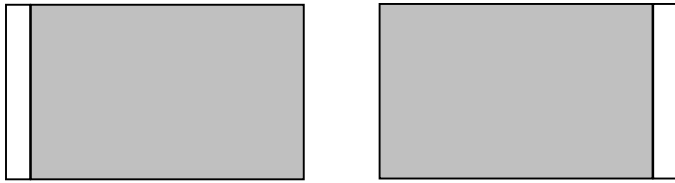


**2.**

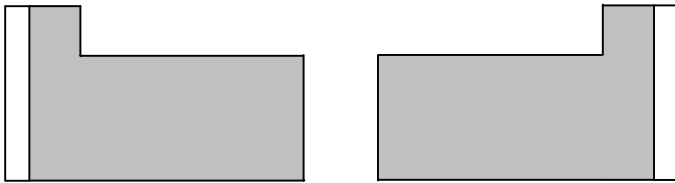


# Hand Edger Shapes

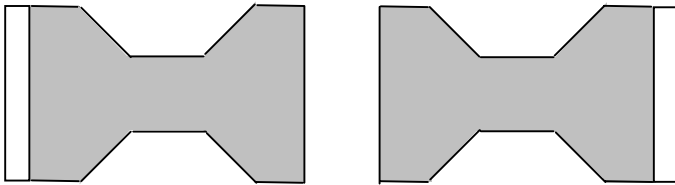
**1.**



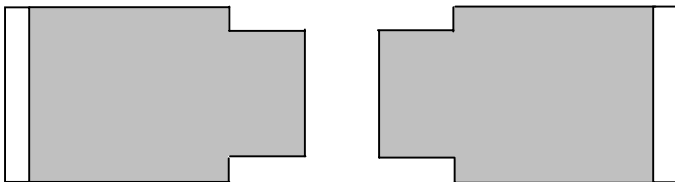
**2.**



**3.**



**4.**



## HAND EDGER

- 6 -

### AIT

<u>MODEL</u>	<u>PART #</u>	<u>SIZE</u>	<u>SHAPE</u>
<b>323&amp;324</b>			
	DTHEA1106000034	6" X 3/4"	FLAT
	DTHEA1106000011	6" X 1"	FLAT
	DTHEA1006000011	6" X 1"	HIDDEN BEVEL - RIMLESS
<b>307</b>			
	DTHEA1107000011	7" X 1"	FLAT
	DTHEA1007000011	7" X 1"	'V' HIDDEN BEVEL - RIMLESS

### COBURN

#### **R5D**

	DTHEC110800.0011	8" X 1"	FLAT
	DTHEC100800.0011	8" X 1"	'V' HIDDEN BEVEL - RIMLESS

### NOVAMATIC

#### **EDGE II**

	DTHEN110600.0112	6" X 1-1/2"	FLAT
	DTHEN100600.0112	6" X 1-1/2"	'V' HIDDEN BEVEL - RIMLESS
	DTHEN-EP-600V	6" X 1-1/2"	'V' HIDDEN BEVEL - RIMLESS

#### **SMOOTHIE**

	DTHEN11100.030	100MM X 30MM	FLAT
	DTHEN10100.030	100MM X 30MM	'V' HIDDEN BEVEL - RIMLESS

### INLAND

#### **QE II**

	DTHEI110600.0112	6" X 1-1/2"	FLAT
	DTHEI100600.0112	6" X 1-1/2"	'V' HIDDEN BEVEL - RIMLESS

### NU-TEC

#### **BEVELRITE II**

	DTHENU11100.035	100MM X 35MM	FLAT
	DTHENU10100.035	100MM X 35MM	'V' HIDDEN BEVEL - RIMLESS

### OMI

#### **#95**

	DTHEO110612.0100	6-1/2" X 1"	FLAT
	DTHEO100612.0100	6-1/2" X 1"	'V' HIDDEN BEVEL - RIMLESS

### WECO

#### **170**

	DTHEW11090.022	90MM X 22MM	FLAT
	DTHEW10090.022	90MM X 22MM	'V' HIDDEN BEVEL - RIMLESS

PLEASE REFER TO HAND EDGER SHAPE CHART WHEN ORDERING

PLEASE SPECIFY APPLICATION, ( SHAPING - PIN BEVELING OR BOTH ) WHEN ORDERING TO DETERMINE MESH SIZE

## GENERATOR WHEELS

### COBURN

- 7 -

<u>MODEL</u>	<u>SIZE</u>	<u>PART #</u>	<u>MOUNTING</u>	<u>APPLICATION</u>
<b>108 - 113 - 1008 - 2113 - 112</b>				
	3.5"	DTGC10T01	TAPERED	GLASS/SOME PLASTIC
	3.5"	DTGC10Q01	QUICK CHANGE	GLASS/SOME PLASTIC
	3.5"* - BRAZED	DTGC10T02	TAPERED	PLASTIC, POLY, HI-INDEX ONLY
	3.5"* - BRAZED	DTGC10Q02	QUICK CHANGE	PLASTIC, POLY, HI-INDEX ONLY

\* PLEASE SPECIFY MESH SIZE WHEN ORDERING

\* MESH SIZES AVAILABLE - 30 - 40 - 46

### COBURN

#### **SGX**

	3 FLUTE	CBC-3FL	BALL CUTTER	POLY ONLY
	11 FLUTE	CBC-11FL	BALL CUTTER	PLASTIC, SOME POLY
	12 FLUTE	CBC-12FL	BALL CUTTER	PLASTIC, HI-INDEX ONLY

#### **IQXRT - IQSL2**

	8MM	PCD8MM	PCD CUTTER	PLASTIC, POLY, HI-INDEX ONLY
--	-----	--------	------------	------------------------------

### LOH - WITH INSIDE COOLANT FEED

#### **TOROMATIC CNC**

	90MM	DTGL20T01	FEMALE TAPER	GLASS/SOME PLASTIC
	90MM* - BRAZED	DTGL20T02	FEMALE TAPER	PLASTIC, POLY, HI-INDEX ONLY

\* PLEASE SPECIFY MESH SIZE WHEN ORDERING

\* MESH SIZES AVAILABLE - 30 - 40 - 46

### LOH - V SERIES

#### **V50 - V75 - V100**

	70MM	DTGL20B03	3 - BOLT	GLASS
--	------	-----------	----------	-------



## SUPPLIES

- 8 -

### DYES

<u>SIZE</u>	<u>PART #</u>
4 OZ BOTTLE	REFER TO COLOR CHART TAPERED



### DRESSING STICKS



<u>SIZE</u>	<u>PART #</u>	<u>COLOR</u>	<u>APPLICATION</u>
6X1/2X1/2	DS-BROWN	BROWN	GLASS, GEN WHEELS
6X1/2X1/2	DS-WHITE	WHITE	FINISH WHEELS
6X1/2X1/2	DS-GREY	GREY	POLISH & HAND EDGER

### BLOCKING PADS

<u>SIZE</u>	<u>PART #</u>
1000 COUNT ROLL	BP-1000
2000 COUNT ROLL	BP-2000



### GROOVING BLADES

<u>SIZE</u>	<u>PART #</u>	<u>APPLICATION</u>
25 X 0.6 MM	GB25X6-EP	ALL PLASTIC INCLUDING TRIVEX